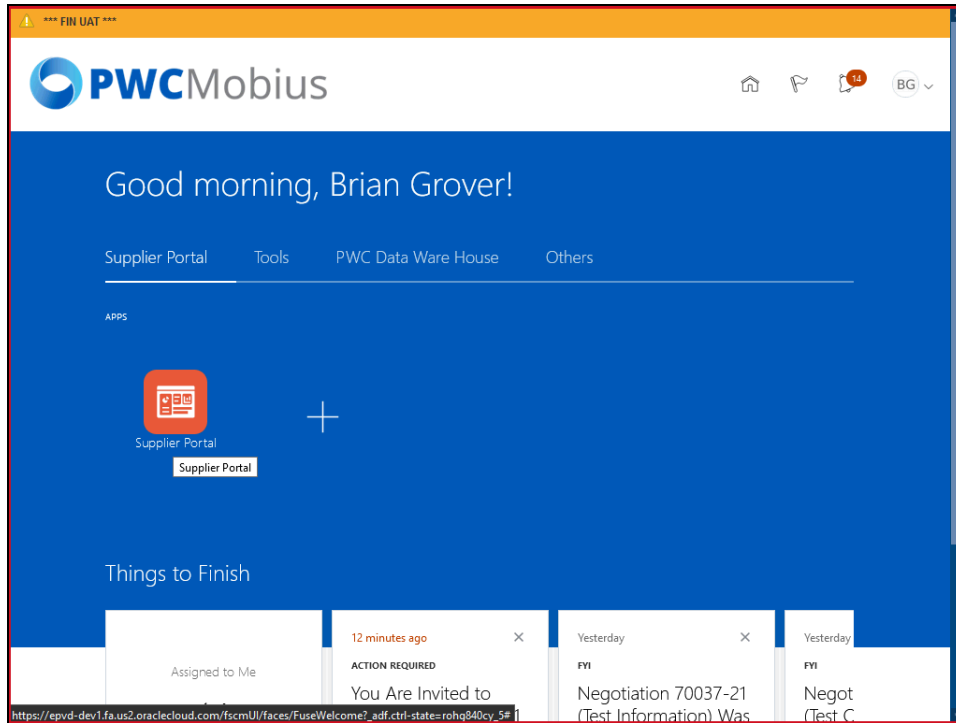
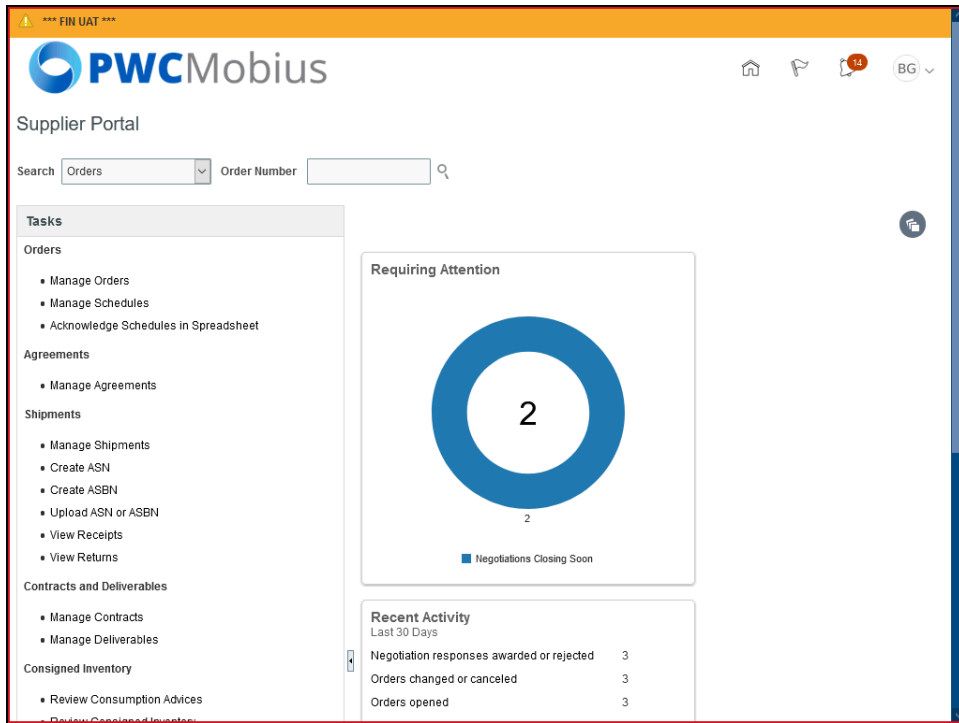



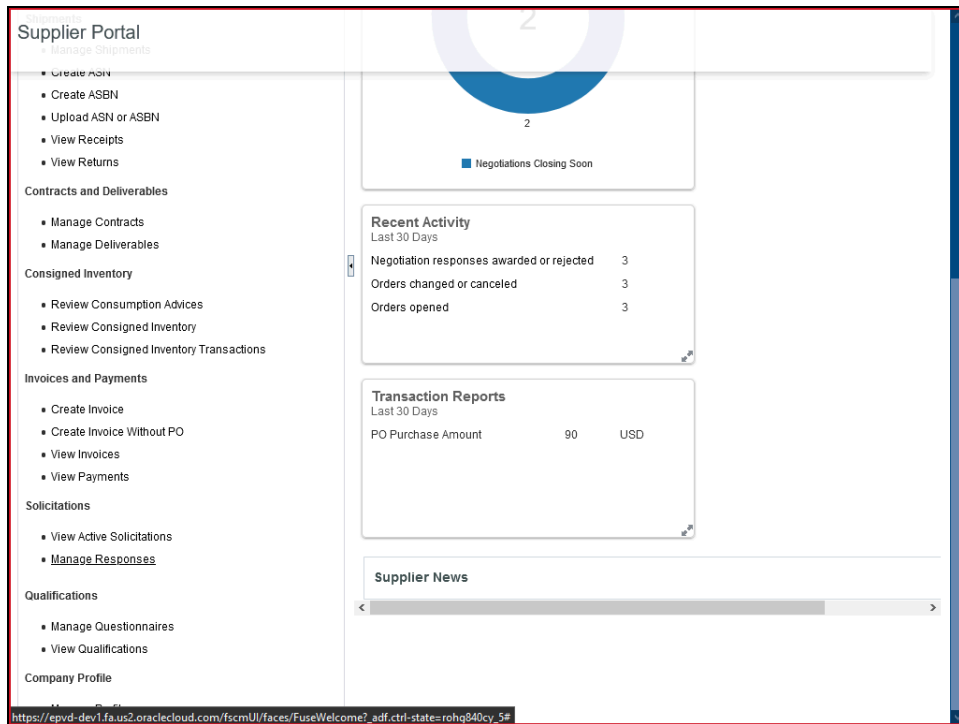
Revise Submitted responses



Step	Action
1.	Click on the Supplier Portal link. Supplier Porta



Step	Action
2.	Scroll down the page. 



Step	Action
3.	Click on the Manage Responses link. <u>Manage Responses</u>

Manage Responses

Time Zone Eastern Standard Time

Advanced Manage Watchlist Saved Search Active or Draft Responses

** At least one is required

** Solicitation Title

** Response Status Active or draft

** Solicitation

Line Description

** Response

Search Reset Save...

Search Results

Revising a draft response automatically locks it.

Actions View Format Freeze Detach Wrap Accept Terms Revise

Response	Response Status	Solicitation	Solicitation Title	Solicitation Type	Time Remaining	Unread Messages	Monitor
4003	Active	70035-21	RFQualification Test	Request for Qu...	1 Day 19 Hours	0	
4010	Active	70043-21	Bridge Repair	Request for Qu...	6 Days 23 Hours	0	
4007	Active	70037-21	Test Information	Request for Info...	0 Seconds	0	
4004	Active	70036-21	Test Qualification	Request for Qu...	0 Seconds	0	
2002	Active	70021-21	RFP1	Request for Pro...	Not applicable	0	

Columns Hidden 8

Step	Action
4.	Click in the Response field. <input type="text"/>

PWCMobius Manage Responses

Time Zone Eastern Standard Time

Advanced Manage Watchlist Saved Search Active or Draft Responses

** At least one is required

** Solicitation Title

** Response Status Active or draft

** Solicitation

Line Description

** Response

Search Reset Save...

Search Results

Revising a draft response automatically locks it.

Actions View Format Freeze Detach Wrap Accept Terms Revise

Response	Response Status	Solicitation	Solicitation Title	Solicitation Type	Time Remaining	Unread Messages	Monitor
4003	Active	70035-21	RFQualification Test	Request for Qu...	1 Day 19 Hours	0	
4010	Active	70043-21	Bridge Repair	Request for Qu...	6 Days 23 Hours	0	
4007	Active	70037-21	Test Information	Request for Info...	0 Seconds	0	
4004	Active	70036-21	Test Qualification	Request for Qu...	0 Seconds	0	
2002	Active	70021-21	RFP1	Request for Pro...	Not applicable	0	

Columns Hidden 8

Step	Action
5.	Enter the desired information into the Response field. Example - "4010".

PWCMobius Manage Responses

Time Zone Eastern Standard Time

Advanced Manage Watchlist Saved Search Active or Draft Responses

** At least one is required

** Solicitation Title

** Response Status Active or draft

** Solicitation

Line Description

** Response 4010

Search Reset Save...


Search Results

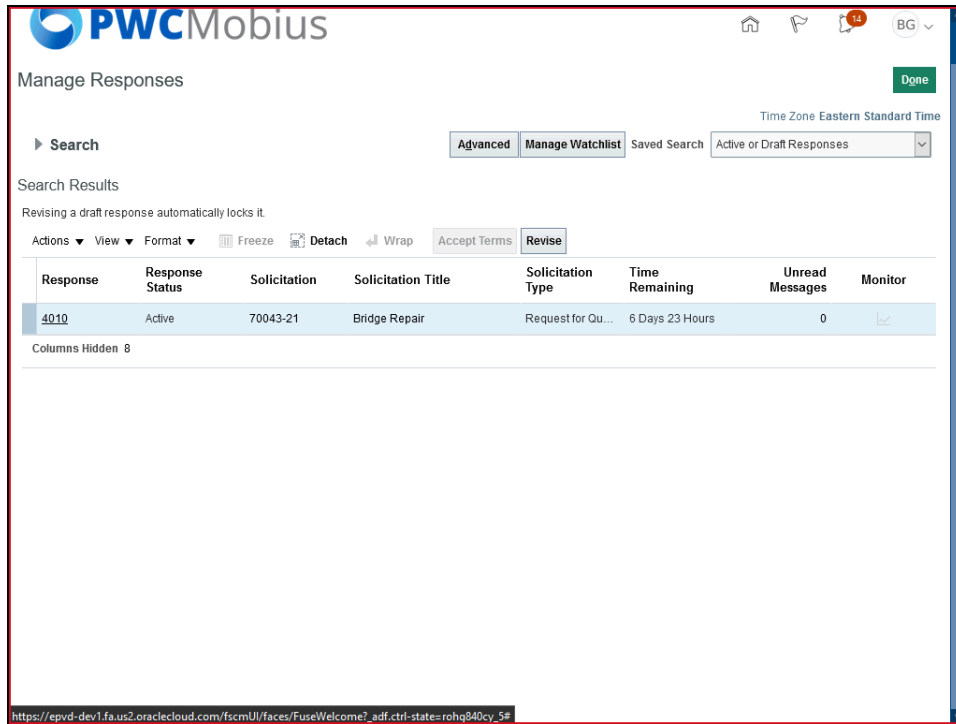
Revising a draft response automatically locks it.

Actions View Format Freeze Detach Wrap Accept Terms Revise

Response	Response Status	Solicitation	Solicitation Title	Solicitation Type	Time Remaining	Unread Messages	Monitor
4003	Active	70035-21	RFQualification Test	Request for Qu...	1 Day 19 Hours	0	
4010	Active	70043-21	Bridge Repair	Request for Qu...	6 Days 23 Hours	0	
4007	Active	70037-21	Test Information	Request for Info...	0 Seconds	0	
4004	Active	70036-21	Test Qualification	Request for Qu...	0 Seconds	0	
2002	Active	70021-21	RFP1	Request for Pro...	Not applicable	0	

Columns Hidden 8


Step	Action
6.	Click the Search button. 

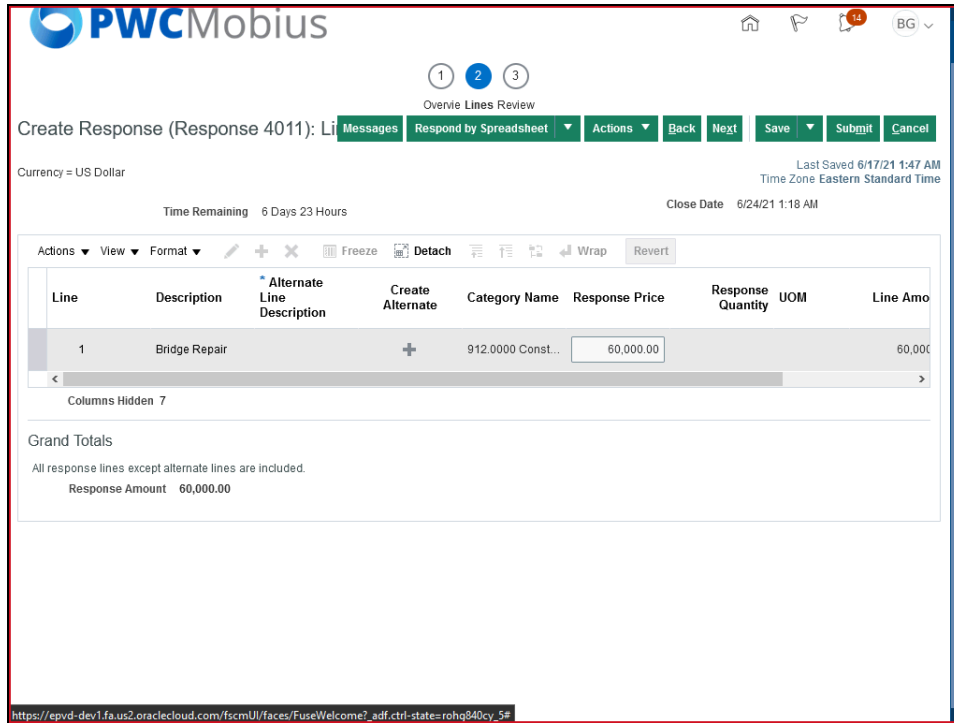



Step	Action
7.	Click the Response Number link. <u>4010</u>

Step	Action
8.	Click the Revise button.



Step	Action
9.	Click the Next button. 




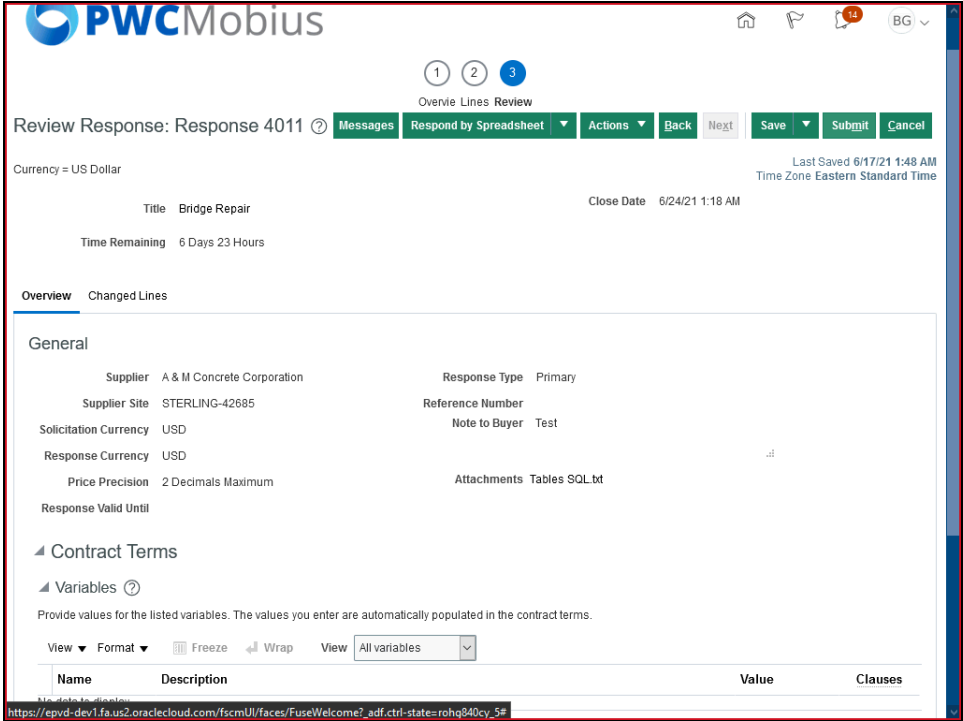
Step	Action
10.	Click in the Response Price field. 


The screenshot shows the 'Create Response (Response 4011): Lines' screen in PWC Mobius. The interface includes a navigation bar with 'Messages', 'Respond by Spreadsheet', 'Actions', 'Back', 'Next', 'Save', 'Submit', and 'Cancel'. Below the navigation bar, it displays 'Currency = US Dollar', 'Time Remaining: 6 Days 23 Hours', and 'Close Date: 6/24/21 1:18 AM'. A table with the following columns is visible: Line, Description, Alternate Line Description, Create Alternate, Category Name, Response Price, Response UOM, and Line Amount. The first row contains: 1, Bridge Repair, (blank), +, 912.0000 Const..., 6,000.00, (blank), and 60,000.00. A tooltip for the 'Response Price' field shows the example format '###0,###'. Below the table, the 'Grand Totals' section shows a 'Response Amount' of 60,000.00.

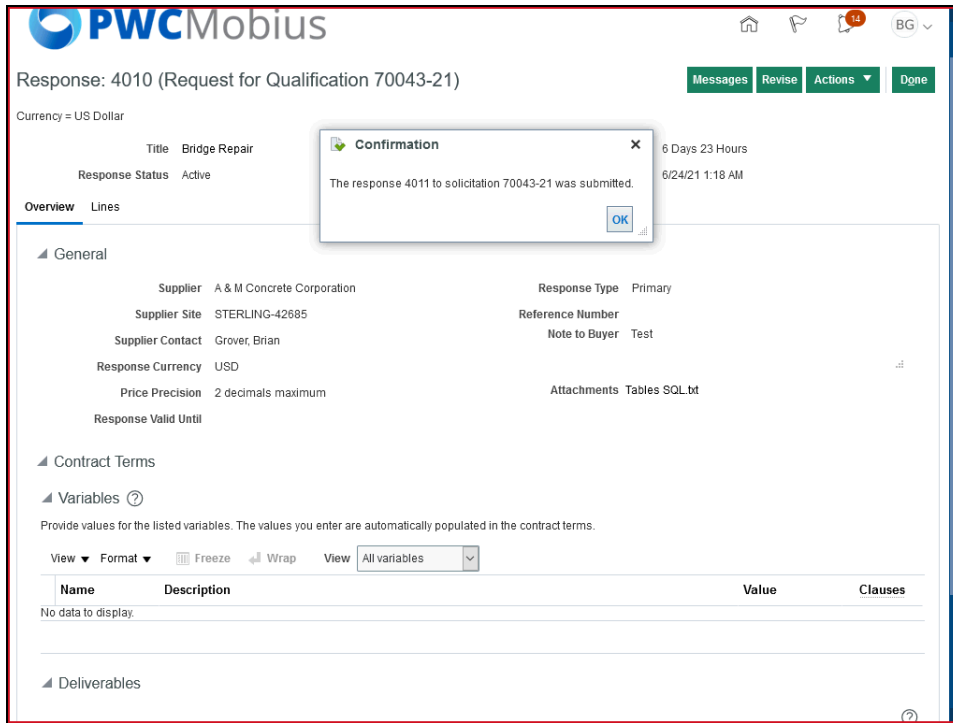
Step	Action
11.	Enter the desired information into the Response Price field. Example - " 65000 ".

This screenshot is identical to the one above, but the 'Response Price' field in the table now contains the value '65,000.00'. The rest of the interface, including the navigation bar, currency information, and grand totals, remains the same.

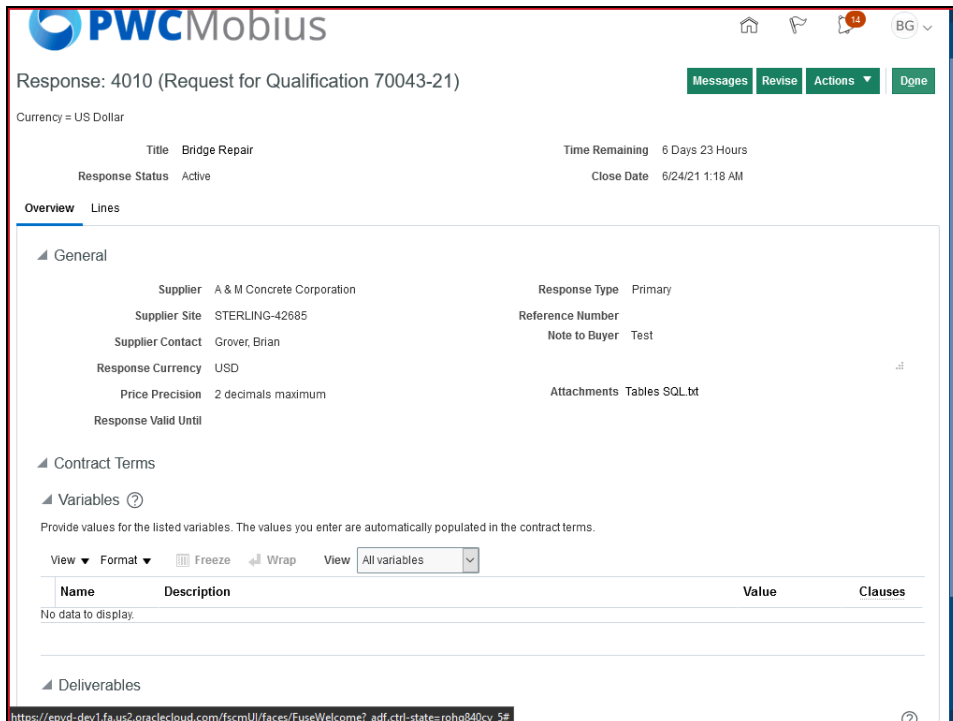
Step	Action
12.	Click the Next button 




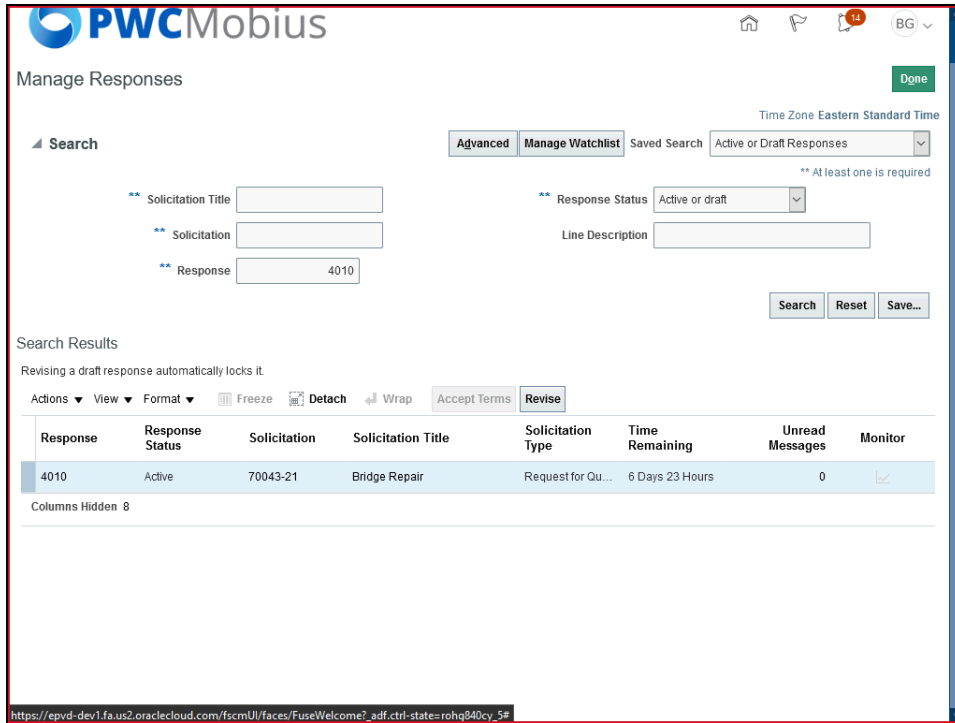
Step	Action
13.	Click the Submit button. 




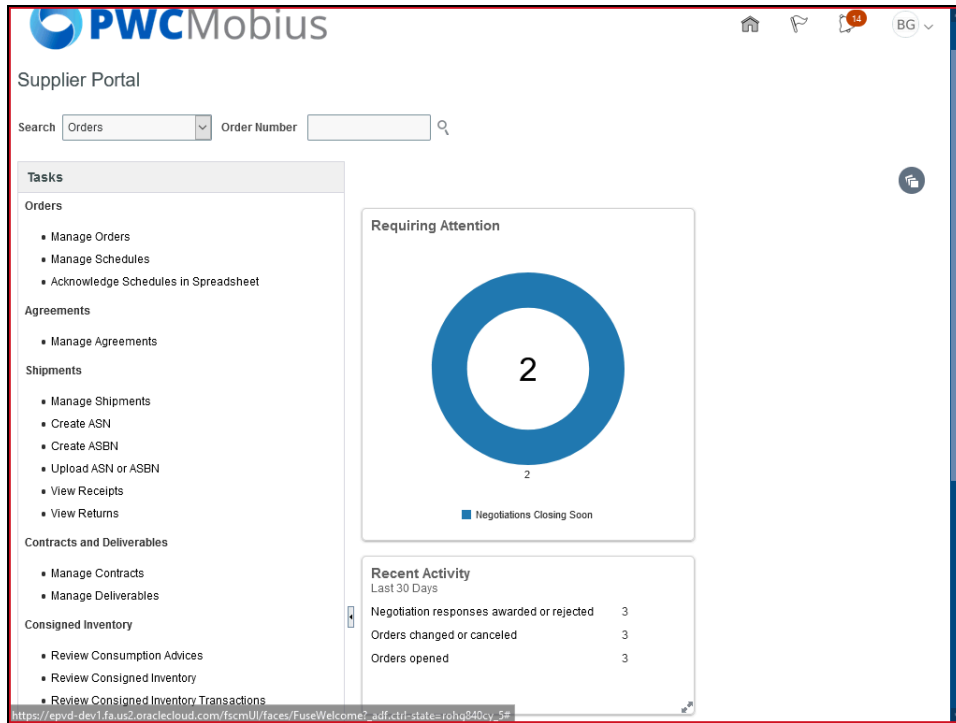
Step	Action
14.	Click the OK button.



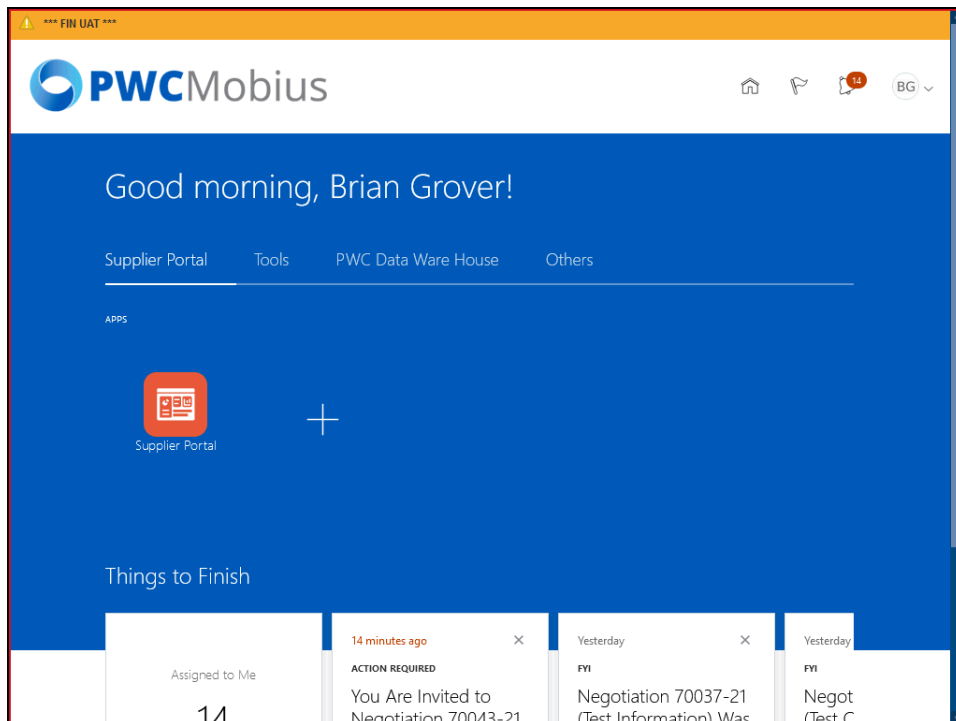
Step	Action
15.	Click the Done button. 



Step	Action
16.	Click the Done button. 



Step	Action
17.	Click on the Home icon to go to the homepage.



Step	Action
18.	End of Procedure.